

SREE NARAYANA COLLEGE, NATTIKA

DEPARTMENT OF STATISTICS

WORKSHOP ON CRAFTING INSIGHTS WITH JAMOVİ: A GUIDE TO DATA ANALYSIS

Workshop Report

The Department of Statistics, Sree Narayana College, Nattika organized a half day workshop on "*Crafting Insights with Jamovi: A Guide to Data Analysis*" on 30th January 2025 at **Guru Vaikhari Language Lab**. This workshop aimed to provide graduate and post graduate students interested in data analysis a hands-on training on Jamovi, a user-friendly statistical software designed for effective data exploration and interpretation.

The key objectives of the workshop were:

- To introduce participants to Jamovi as a tool for statistical analysis.
- To demonstrate various data analysis techniques and their practical applications.
- To provide hands-on experience with real-world datasets.
- To enhance participants' confidence in performing statistical tests and interpreting results.

The sessions were facilitated by Dr. Jerin Paul, Assistant Professor, Post Graduate Department of Statistics, Vimala College (Autonomous), Thrissur who provided practical demonstrations and interactive exercises ensuring a comprehensive learning experience for all participants. The workshop covered topics including interface and features of Jamovi, data import and management, descriptive statistics, visualization and graphical analysis, demonstration of statistical tests such as t-tests, ANOVA, regression, and correlation analysis. Through hands-on exercises and case studies, resource person presented statistical data analysis techniques very interestingly. Participants actively participated in Q&A and discussion Sessions.

Participant Feedback

A feedback form was distributed at the end of the workshop. Key insights from participant responses include:

- **Most Appreciated Aspects:** Hands-on approach, clear explanations, practical applications.
- **Recommendation Rate:** 100 Percent of participants who would recommend the workshop to others.
- **Overall Experience:** All participants rated the workshop as Excellent/Good.
- **Content Relevance:** 100% of participants found the topics highly relevant and useful.
- **Hands-on Learning:** 96% of participants felt more confident using Jamovi after the session.

- **Suggestions for Improvement:** Some participants suggested duration of workshop should be extended and add more advanced topics and additional practice sessions.

The workshop successfully equipped participants with essential data analysis skills using Jamovi. Most attendees expressed increased confidence in applying statistical methods to their work. Many attendees expressed interest in further advanced sessions and requested follow-up training programs.

Faculty coordinator Ms. Mariya Jeeja P V delivered the welcome speech and student coordinator Ms. Vismaya A M expressed a vote of thanks. The workshop concluded on a positive note, with active participation and engagement from attendees.

PROGRAM SCHEDULE

9.30 am - Registration

10.00 am - 11.00 am- Session 1

11.00 am - 11.10 am - Tea Break

11.10 am - 12.00 pm - Session 2

12.15 pm - Valedictory Session

PROGRAMME CHART

Prayer

Welcome Speech : Ms. Mariya Jeeja P V, Faculty Coordinator

Presidential address : Dr. Jaya P S, Principal

Workshop : Dr. Jerin Paul
Assistant Professor,
Post Graduate Department of Statistics,
Vimala College (Autonomous) Thrissur

Valedictory Session : Dr Sankaran K K,
IQAC Coordinator and
Head of the Department of Statistics

Vote of thanks : Ms. Vismaya A M, Student Coordinator

PROGRAMME BROCHURE



SREE NARAYANA COLLEGE NATTIKA

NAAC RE-ACCREDITED (III CYCLE) WITH GRADE B+ (CGPA 2.68)
DST-FIST COLLEGE | (AFFILIATED TO THE UNIVERSITY OF CALICUT)

DEPARTMENT OF STATISTICS

WORKSHOP:

CRAFTING INSIGHTS WITH JAMOVİ: A GUIDE TO DATA ANALYSIS



Designed to enhance your data analysis skills, knowledge, and career prospects, these workshop offer a unique opportunity to stay ahead in today's competitive landscape.

REGISTER NOW



Workshop Highlights

- Expert-Led Session
- Cutting-Edge Topics
- Interactive Learning
- Networking Opportunities

Resource Person

Dr. Jerin Paul

Assistant Professor
Post Graduate Department of Statistics
Vimala College (Autonomous) Thrissur



Thursday, 30 January 2025

Starting at 10 AM



Guru Vaikhari Language Lab

Main Block

DR. JAYA PS
PRINCIPAL

DR. SANKARAN K K
IQAC COORDINATOR & HOD

MS. MARIYA JEEJA P V
FACULTY COORDINATOR

MS. VISMAYA A M
STUDENT COORDINATOR

LIST OF PARTICIPANTS

SREE NARAYANA COLLEGE NATTIKA

DEPARTMENT OF STATISTICS





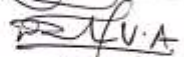


CRAFTING INSIGHTS WITH JAMOVİ: A GUIDE TO DATA ANALYSIS

GURU VAIKHARI LANGUAGE LAB, 30TH JANUARY 2025

ATTENDANCE SHEET

Sl No	Name	Designation	Department	Signature
1.	SREE LAKSHMI K.P	STUDENT	STATISTICS	
2.	AI SWARYA P.S	"	"	
3.	Ashika P.V	"	"	
4.	Namitha P.P	"	"	
5.	Vismaya A.M.	"	"	
6.	Pranisha V.P	"	"	
7.	Aparna T.M	"	"	
8.	Sheetal M.A	"	"	
9.	Parthasarthi K.S	"	"	
10.	Aryasree P	Student	Commerce	
11.	Aparna C.Shaaji	"	Statistics	
12.	Devika R Jayapalan	"	Statistics	
13.	Gayathri T	"	Statistics	
14.	Siyab I.A	"	Statistics	
15.	Shanila P.L	"	Statistics	
16.	Anandhu Krishna K.A	"	"	
17.	Mufeeda T	"	Statistics	
18.	Paornima Ramchandran	"	Statistics	
19.	Afra V.M	"	"	

SREE NARAYANA COLLEGE NATTIKA
DEPARTMENT OF STATISTICS
CRAFTING INSIGHTS WITH JAMOVİ: A GUIDE TO DATA ANALYSIS
GURU VAIKHARI LANGUAGE LAB, 30TH JANUARY 2025
ATTENDANCE SHEET

Sl No	Name	Designation	Department	Signature
20	Ayisha shaikh	student	IP statistics	
21	Vishnu K.R	student	IP statistics	
22	Hariharan AA	"	"	
23	Parthasarathi L	"	"	
24	Nandana V.A.	"	"	
25	S. Geetha Parvathy	"	"	
26	Arya K	"	"	

GLIMPSES OF WORKSHOP



Resource person Dr. Jerin Paul delivered session.





Participants of the workshop.



Dr. Jaya P S handed over the memento and certificate to the resource person.



Ms. Vismaya A M expressed vote of thanks.

CERTIFICATES OF PARTICIPATION

E certificates were distributed to all participants.

E Certificate Link:

https://drive.google.com/drive/folders/1hSOg6Za8lcM8ciATtqUtHDnLV9za4CQW?usp=drive_link

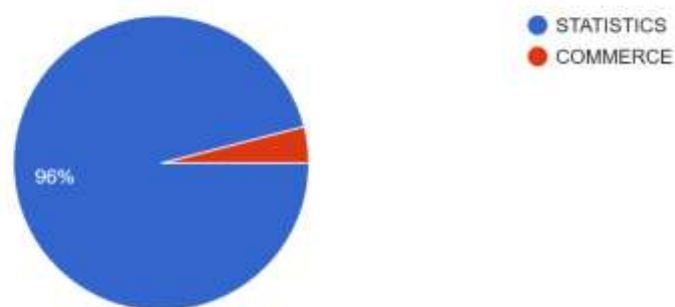


FEEDBACK FORM LINK

<https://forms.gle/1JJPYWqiMwygmDoR9>

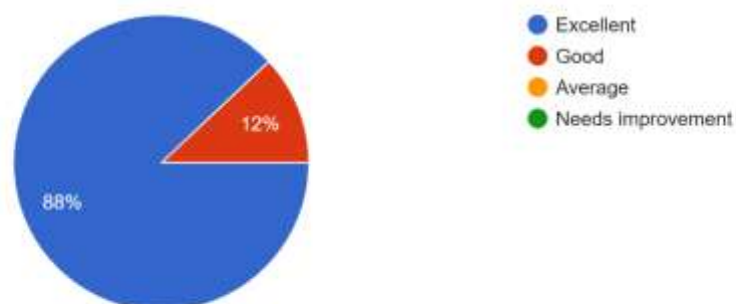
FEEDBACK ANALYSIS

Department
25 responses



96% of participants were of Statistics department and 4% of participants from Commerce department.

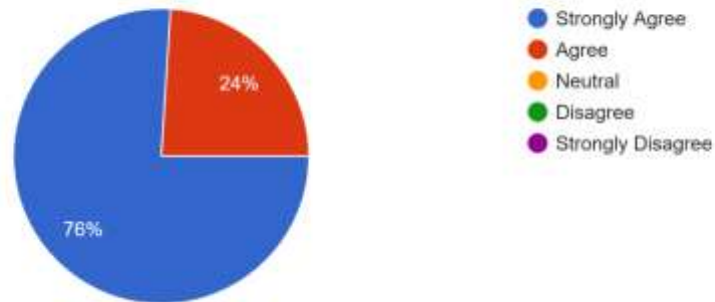
How would you rate your overall experience?
25 responses



All participants rated the workshop as Excellent/Good.

The workshop content was relevant and useful.

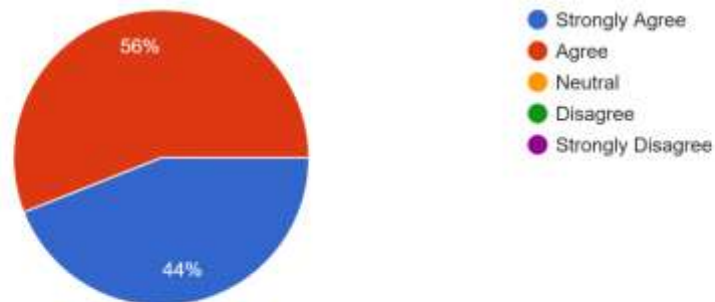
25 responses



All participants strongly agreed/agreed the workshop content was relevant and useful.

The topics covered met my expectations.

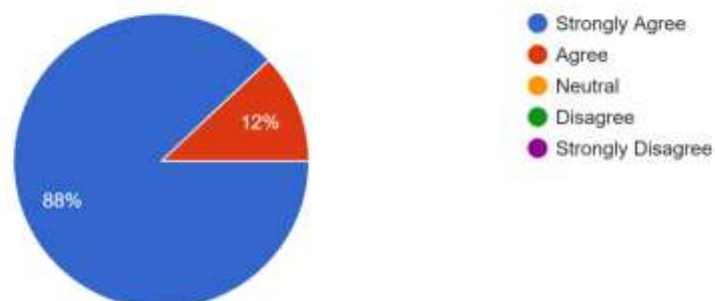
25 responses



All participants strongly agreed/agreed the topics covered met their expectations.

The facilitator were knowledgeable and engaging.

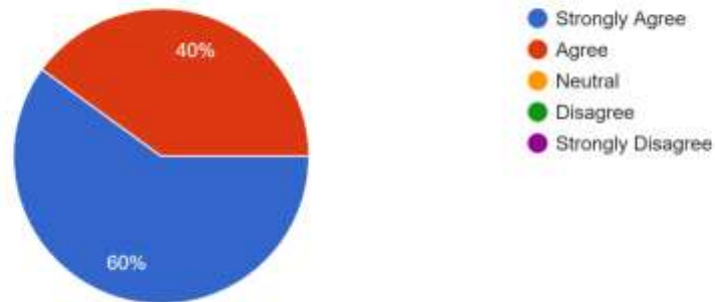
25 responses



All participants strongly agreed/agreed the facilitator was knowledgeable and engaging.

The practical exercises and demonstrations were helpful.

25 responses



100 percent of participants strongly agreed or agreed the practical exercises and demonstrations were helpful.

I feel more confident in using Jamovi for data analysis.

25 responses



96% of participants felt more confident using Jamovi after the session

The workshop was well-organized and structured.

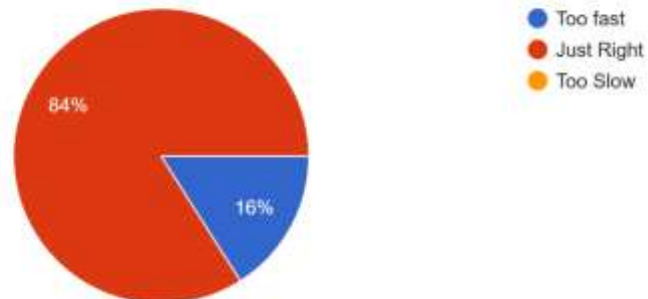
25 responses



100 percent of participants strongly agreed or agreed the workshop was well organized and structured.

The pace of the workshop was appropriate.

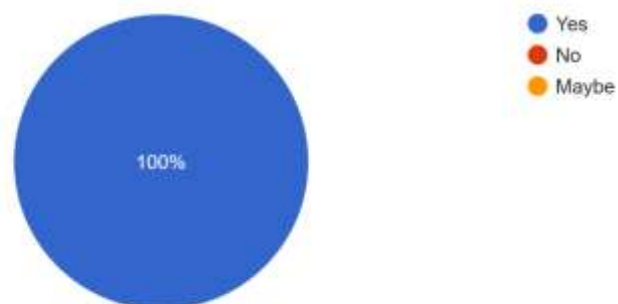
25 responses



84 Percent of participants commented the pace of the workshop was appropriate.

Would you recommend this workshop to others?

25 responses



100 Percent of participants who would recommend the workshop to others.